



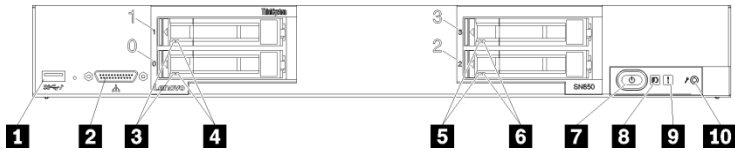
In the box

- SN850 Compute Node
- Printed documentation

If any item is missing or damaged, contact your place of purchase. Ensure that you retain your proof of purchase. They might be required to receive warranty service.

First glance

Front view: Four 2.5-inch hot-swap HDD or SSD compute node model



1 USB 3.0 connector	6 Drive status LED (yellow)
2 KVM connector	7 Power button/LED (green)
3 Drive activity LED (green)	8 Identification LED (blue)
4 Drive status LED (yellow)	9 Fault LED (yellow)
5 Drive activity LED (green)	10 USB management button

Setting up the system

1. Install the required compute node components.
2. Install the compute node into the chassis.
3. Make sure the chassis is connected to power.
4. Connect the management controller to the network.
5. Power on the compute node.
6. Configure the system.

For detailed information about installing hardware options and configuring the system, see the following website:
<http://thinksystem.lenovofiles.com/help/index.jsp>



Technical specifications

Dimensions and weight

- Height: 55.5 mm (2.2 inches)
- Depth: 492.7 mm (19.4 inches)
- Width: 435.3 mm (17.1 inches)
- Weight:
 - Minimum: 9.3 kg (20.6 lbs)
 - Maximum: 12.3 kg (27.0 lbs)

Processor

Your compute node supports the following processor:

- Intel Xeon® processor scalable family
- Standard: Two processors
- Maximum: Four processors

Memory

- Slots: 48 DIMM connectors
 - 8 GB, 16 GB, and 32 GB RDIMMs
 - 64 GB LRDIMMs
- Note: mixing of RDIMMs and LRDIMMs is not supported

Storage











- Supports up to four 2.5-inch hot-swap drive bays
- Supported drives:
 - SAS/SATA hot-swap hard disk drives/solid-state drives
 - NVMe solid-state drives

Networking

- Supports up to four I/O adapter slots for connecting to chassis switch bays



Where to go for support

Link		QR Code
	<p>Lenovo Press (Product guides and white papers)</p> <p>https://lenovopress.com/</p>	
	<p>Lenovo System x Server forums</p> <p>https://forums.lenovo.com/t5/Datacenter-Systems/ct-p/sv_eg</p>	
	<p>Lenovo Support – SN850 Compute Node (including drivers and software)</p> <p>https://support.lenovo.com/p/servers/sn850</p>	
	<p>Lenovo Product Security Advisories</p> <p>http://support.lenovo.com/us/en/product_security/home</p>	
	<p>Lenovo Server Proven (Compatibility information)</p> <p>http://support.lenovo.com/us/en/serverproven</p>	

First Edition (August 2017)

© Copyright Lenovo 2017.

LIMITED AND RESTRICTED RIGHTS NOTICE: If data or software is delivered pursuant to a General Services Administration "GSA" contract, use, reproduction, or disclosure is subject to restrictions set forth in Contract No. GS-35F-05925.