

Mitel K680i Detachable Magnetic Keyboard

41-001519-00 REV01

INSTALLATION GUIDE

NOTICE

The information contained in this document is believed to be accurate in all respects but is not warranted by Mitel Networks™ Corporation (MITEL®). The information is subject to change without notice and should not be construed in any way as a commitment by Mitel or any of its affiliates or subsidiaries. Mitel and its affiliates and subsidiaries assume no responsibility for any errors or omissions in this document. Revisions of this document or new editions of it may be issued to incorporate such changes.

No part of this document can be reproduced or transmitted in any form or by any means - electronic or mechanical - for any purpose without written permission from Mitel Networks Corporation.

Trademarks

Mitel is a trademark of Mitel Networks Corporation.

Other product names mentioned in this document may be trademarks of their respective companies and are hereby acknowledged.

Mitel K680i Detachable Magnetic Keyboard Installation Guide

41-001519-00 REV01 - December 2014

®,™ Trademark of Mitel Networks Corporation
© Copyright 2014, Mitel Networks Corporation
All rights reserved

SOFTWARE LICENSE AGREEMENT

Mitel, hereinafter known as "Seller", grants to Customer a personal, worldwide, non-transferable, non-sublicenseable and non-exclusive, restricted use license to use Software in object form solely with the Equipment for which the Software was intended. This Product may integrate programs, licensed to Mitel by third party Suppliers, for distribution under the terms of this agreement. These programs are confidential and proprietary, and are protected as such by copyright law as unpublished works and by international treaties to the fullest extent under the applicable law of the jurisdiction of the Customer. In addition, these confidential and proprietary programs are works conforming to the requirements of Section 401 of title 17 of the United States Code. Customer shall not disclose to any third party such confidential and proprietary programs and information and shall not export licensed Software to any country except in accordance with United States Export laws and restrictions.

Customer agrees to not reverse engineer, decompile, disassemble or display Software furnished in object code form. Customer shall not modify, copy, reproduce, distribute, transcribe, translate or reduce to electronic medium or machine readable form or language, derive source code without the express written consent of the Seller and its Suppliers, or disseminate or otherwise disclose the Software to third parties. All Software furnished hereunder (whether or not part of firmware), including all copies thereof, are and shall remain the property of Seller and its Suppliers and are subject to the terms and conditions of this agreement. All rights reserved.

Customer's use of this software shall be deemed to reflect Customer's agreement to abide by the terms and conditions contained herein. Removal or modification of trademarks, copyright notices, logos, etc., or the use of Software on any Equipment other than that for which it is intended, or any other material breach of this Agreement, shall automatically terminate this license. If this Agreement is terminated for breach, Customer shall immediately discontinue use and destroy or return to Seller all licensed software and other confidential or proprietary information of Seller. In no event shall Seller or its suppliers or licensors be liable for any damages whatsoever (including without limitation, damages for loss of business profits, business interruption, loss of business information, other pecuniary loss, or consequential damages) arising out of the use of or inability to use the software, even if Seller has been advised of the possibility of such damages.

Software License Agreement ii

Welcome 1

 K680i Features 1

 About This Guide 1

 Safety Summary 2

K680i Parts 3

Hardware Features 3

Installation 4

 Initial Procedures 4

 Option A - Magnet-Only Connection 6

 Option B - Reinforced Connection 8

Limited Warranty 10

 Exclusions 10

 Warranty Repair Services 10

 After Warranty Service 10

Limited Warranty (Australia Only) 11

 Repair Notice 11

 Exclusions 11

 Warranty Repair Services 12

 After Warranty Service 12

WELCOME

Congratulations on your purchase of the Mitel K680i Detachable Magnetic Keyboard! The K680i magnetically connected keyboard provides a full keyboard for a more natural typing interface. The keyboard helps to easily facilitate dial by name, directory search, XML applications, and more.

K680I FEATURES

- Magnetically connects to phone (i.e. no cables required)
- Powered by the 6867i/6869i i IP phone (i.e. no batteries required)
- QWERTY, QWERTZ, and AZERTY versions available

ABOUT THIS GUIDE

This manual describes how to physically install your K680i Detachable Magnetic Keyboard to your 6867i or 6869i IP phone. Contact your system administrator if you have any additional questions with regards to the K680i Detachable Magnetic Keyboard or your 6867i/6869i IP phone.

SAFETY SUMMARY

This product contains neodymium rare earth magnets. Neodymium magnets are extremely strong and therefore special care is required when handling the K680i Detachable Magnetic Keyboard. Please read the following safety information before using the K680i Detachable Magnetic Keyboard.



WARNING: CHILDREN SHOULD NOT BE ALLOWED TO HANDLE THIS PRODUCT. ALONG WITH THE MAGNETS THIS PRODUCT CONTAINS SMALL PARTS THAT MAY POSE A CHOKING HAZARD AND SHOULD NEVER BE SWALLOWED OR INSERTED INTO ANY PART OF THE BODY. SEEK IMMEDIATE MEDICAL ATTENTION IF THE MAGNETS OR ANY OTHER PARTS OF THIS PRODUCT ARE SWALLOWED OR INHALED.



WARNING: THE STRONG MAGNETIC FIELDS OF THE MAGNETS CONTAINED IN THIS PRODUCT CAN DAMAGE MAGNETIC MEDIA SUCH AS FLOPPY DISKS, CREDIT CARDS, MAGNETIC I.D. CARDS, CASSETTE TAPES, VIDEOTAPES, AND SIMILAR ITEMS. THEY CAN ALSO DAMAGE TELEVISIONS, VCRS, COMPUTER AND CRT MONITORS, AND OTHER ELECTRONICS. DO NOT PLACE THE PRODUCT NEAR ANY OF THESE ITEMS.



WARNING: NEVER ALLOW THE NEODYMIUM MAGNETS CONTAINED IN THIS PRODUCT NEAR A PERSON WITH A PACEMAKER OR SIMILAR MEDICAL DEVICE. THE STRONG MAGNETIC FIELDS OF THE MAGNET CAN AFFECT THE OPERATION OF SUCH DEVICES.



CAUTION: Neodymium magnets will lose their magnetic properties if heated above 80° C (175° F).



CAUTION: Neodymium magnets should never be burned as burning them will create toxic fumes.

K680I PARTS

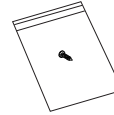
When you unpack the K680i Detachable Magnetic Keyboard package, you should ensure that you have all of the following items. If any part is missing, contact the supplier of your phone.



K680i Magnetic Keyboard



Phone-to-Keyboard Magnetic Connector



2.6 x 6mm Screw




Regulatory/Safety Insert

HARDWARE FEATURES

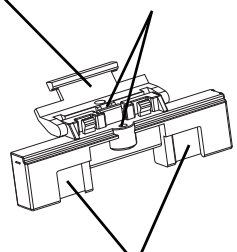
QWERTY configuration
(QWERTZ and AZERTY
available)

Connection Pins



Connection
Status LED

Locking Bar Screw Lock Holes



Neodymium Magnets

Navigation Keys

INSTALLATION

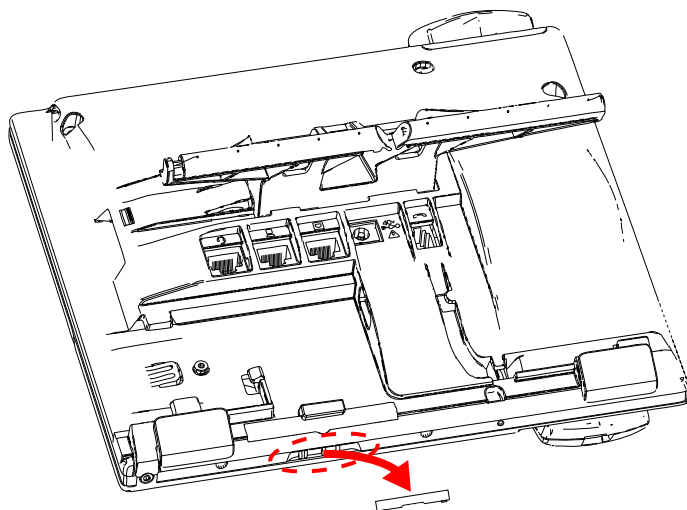
You can install the K680i Detachable Magnetic Keyboard by simply using the strength of the magnets to quickly attach and detach the keyboard to your phone when required or you can utilize the locking bar on the phone-to-keyboard magnetic connector and included screw to attach the keyboard to the phone in a more secure manner.

Follow the procedures below to set up and attach your K680i Detachable Magnetic Keyboard for use with your phone.

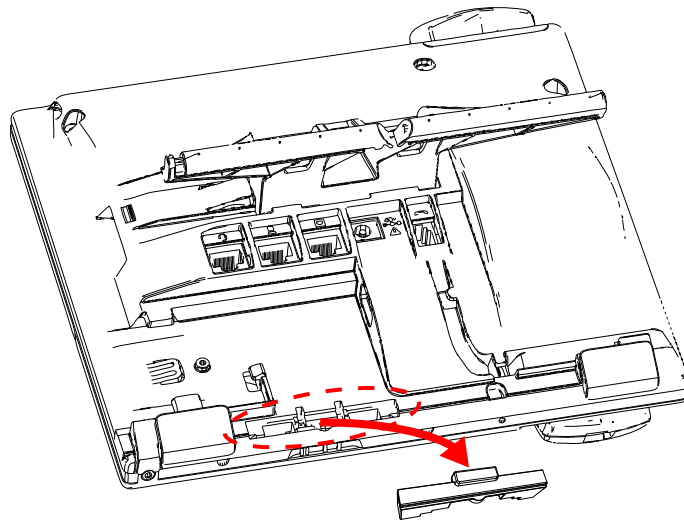
INITIAL PROCEDURES

To start using your K680i Detachable Magnetic Keyboard you must first install the phone-to-keyboard magnetic connector.

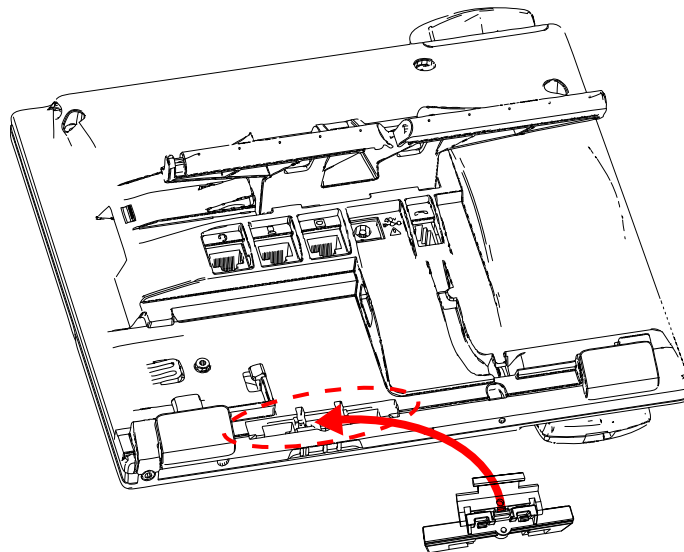
1. On the bottom of the phone, locate and remove the plastic cover protecting the contact area.



2. On the back of the phone, locate and remove the rubber cap covering the connection magnet insertion area.



3. Insert the phone-to-keyboard magnetic connector into the area left vacant by the removal of the rubber cap.

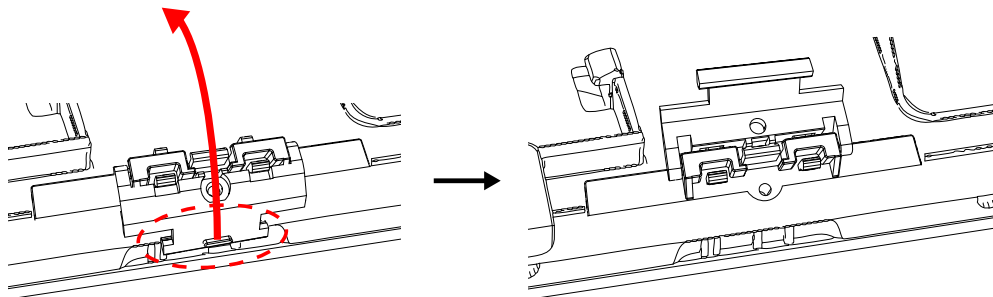


Note: The magnetic connector should be installed with the visible surfaces of neodymium magnets facing towards the bottom of the phone.

OPTION A - MAGNET-ONLY CONNECTION

Follow the procedures below if you plan on using the keyboard infrequently and/or want to be able to quickly store the keyboard away when not in use:

1. Swing the locking bar of the magnetic connector towards the phone so it rests on back of the phone.




2. Position your phone back on your desk and slide the K680i Detachable Magnetic Keyboard towards the magnetic connector until the keyboard snaps into place.



Notes:

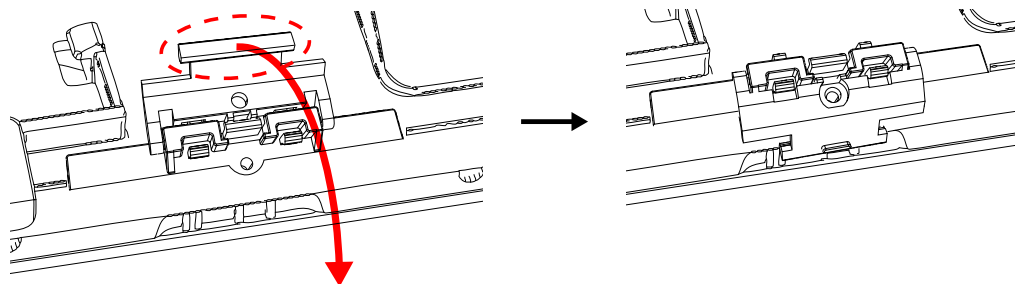
1. When the keyboard is connected the phone automatically detects the keyboard and the connection status LED on the keyboard will light up green indicating it is ready to be used.
2. The phone must be on for it to recognize the keyboard.
3. If the LED does not light up or if the keyboard is not functioning correctly, detach the keyboard, reattach ensuring the keyboard's connection pins are touching the contact area on the phone, and wait 30 seconds. If after 30 seconds, the LED does not light up, detach the keyboard and try again.



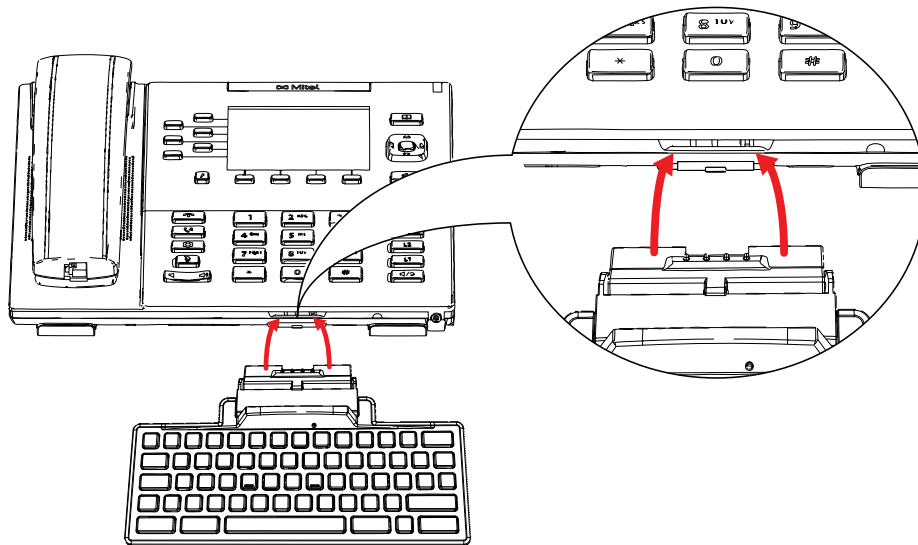
OPTION B - REINFORCED CONNECTION

Follow the procedures below if you plan on using the keyboard frequently and/or prefer a more reinforced/secure connection between the phone and the K680i Detachable Magnetic Keyboard.

1. Swing the locking bar of the magnetic connector towards the front of the phone until it clicks in place.



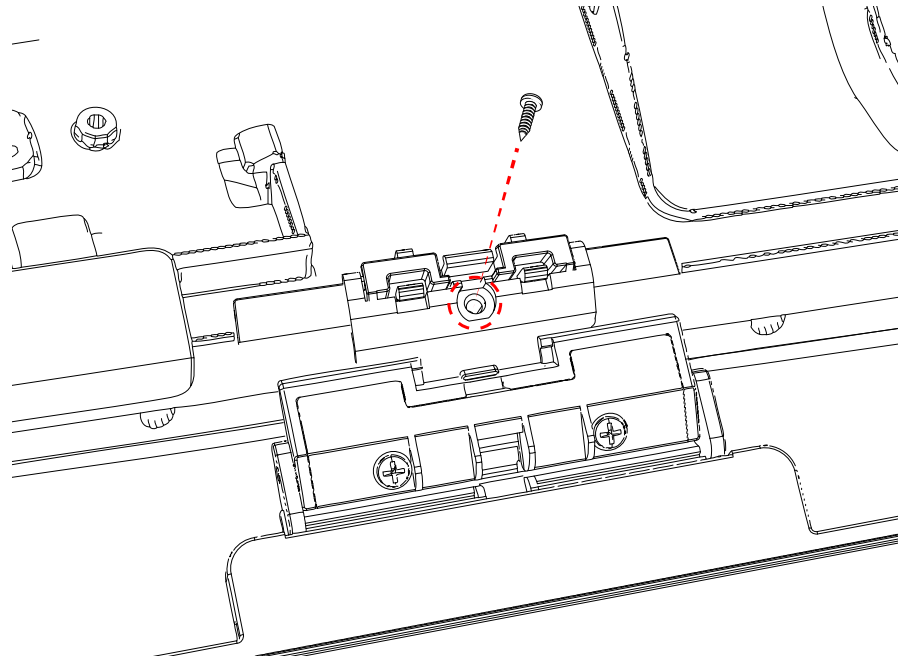
2. Position your phone back on your desk and, with the bottom of the phone slightly raised, slide the K680i Detachable Magnetic Keyboard connection pins in between the base of the phone and the locking bar.



Notes:


1. When the keyboard is connected the phone automatically detects the keyboard and the connection status LED on the keyboard will light up green indicating it is ready to be used.
2. The phone must be on for it to recognize the keyboard.
3. If the LED does not light up or if the keyboard is not functioning correctly, detach the keyboard, reattach ensuring the keyboard's connection pins are touching the contact area on the phone, and wait 30 seconds. If after 30 seconds, the LED does not light up, detach the keyboard and try again.

3. While the keyboard is in place, insert the provided screw into the magnetic connector's screw lock holes and fasten using a Philips-head screwdriver.



Note: The locking bar and screw is not designed to permanently secure the keyboard to the phone. It is used to simply reinforce the connection so that the keyboard does not become accidentally dislodged by a light impact. With the locking bar and screw in place, the keyboard can still be knocked loose if the impact is hard enough.

4. Position your phone back on your desk and ensure the connection status LED on the keyboard is lit green.



You are now ready to use your K680i Detachable Magnetic Keyboard.

LIMITED WARRANTY

(Not applicable in Australia – see below for Limited Warranty in Australia)

Mitel warrants this product against defects and malfunctions in accordance with Mitel's authorized, written functional specification relating to such products during a one (1) year period from the date of original purchase ("Warranty Period"). If there is a defect or malfunction, Mitel shall, at its option, and as the exclusive remedy, either repair or replace the product at no charge, if returned within the Warranty Period. If replacement parts are used in making repairs, these parts may be refurbished, or may contain refurbished materials. If it is necessary to replace the product, it may be replaced with a refurbished product of the same design and color. If it should become necessary to repair or replace a defective or malfunctioning product under this warranty, the provisions of this warranty shall apply to the repaired or replaced product until the expiration of ninety (90) days from the date of pick up, or the date of shipment to you, of the repaired or replacement product, or until the end of the original Warranty Period, whichever is later. Proof of the original purchase date is to be provided with all products returned for warranty repairs.

EXCLUSIONS

Mitel does not warrant its products to be compatible with the equipment of any particular telephone company. This warranty does not extend to damage to products resulting from improper installation or operation, alteration, accident, neglect, abuse, misuse, fire or natural causes such as storms or floods, after the product is in your possession. Mitel will not accept liability for any damages and/or long distance charges, which result from unauthorized and/or unlawful use.

Mitel shall not be liable for any incidental or consequential damages, including, but not limited to, loss, damage or expense directly or indirectly arising from the customer's use of or inability to use this product, either separately or in combination with other equipment. This paragraph, however, shall not apply to consequential damages for injury to the person in the case of products used or bought for use primarily for personal, family or household purposes.

This warranty sets forth the entire liability and obligations of Mitel with respect to breach of warranty, and the warranties set forth or limited herein are the sole warranties and are in lieu of all other warranties, expressed or implied, including warranties or fitness for particular purpose and merchantability.

WARRANTY REPAIR SERVICES

Should the product fail during the Warranty Period;

- **In North America**, please call 1-800-574-1611 for further information.
- **Outside North America**, contact your sales representative for return instructions.

You will be responsible for shipping charges, if any. When you return this product for warranty service, you must present proof of purchase.

AFTER WARRANTY SERVICE

Mitel offers ongoing repair and support for this product. This service provides repair or replacement of your Mitel product, at Mitel's option, for a fixed charge. You are responsible for all shipping charges. For further information and shipping instructions:

- **In North America**, contact our service information number: 1-800-574-1611.
- **Outside North America**, contact your sales representative.



Note: Repairs to this product may be made only by the manufacturer and its authorized agents, or by others who are legally authorized. This restriction applies during and after the Warranty Period. Unauthorized repair will void the warranty.

LIMITED WARRANTY (AUSTRALIA ONLY)

The benefits under the Mitel Limited Warranty below are in addition to other rights and remedies to which you may be entitled under a law in relation to the products.

In addition to all rights and remedies to which you may be entitled under the *Competition and Consumer Act 2010* (Commonwealth) and any other relevant legislation, Mitel warrants this product against defects and malfunctions in accordance with Mitel's authorized, written functional specification relating to such products during a one (1) year period from the date of original purchase ("Warranty Period"). If there is a defect or malfunction, Mitel shall, at its option, and as the exclusive remedy under this limited warranty, either repair or replace the product at no charge, if returned within the Warranty Period.

REPAIR NOTICE

To the extent that the product contains user-generated data, you should be aware that repair of the goods may result in loss of the data. Goods presented for repair may be replaced by refurbished goods of the same type rather than being repaired. Refurbished parts may be used to repair the goods. If it is necessary to replace the product under this limited warranty, it may be replaced with a refurbished product of the same design and color.

If it should become necessary to repair or replace a defective or malfunctioning product under this warranty, the provisions of this warranty shall apply to the repaired or replaced product until the expiration of ninety (90) days from the date of pick up, or the date of shipment to you, of the repaired or replacement product, or until the end of the original Warranty Period, whichever is later. Proof of the original purchase date is to be provided with all products returned for warranty repairs.

EXCLUSIONS

Mitel does not warrant its products to be compatible with the equipment of any particular telephone company. This warranty does not extend to damage to products resulting from improper installation or operation, alteration, accident, neglect, abuse, misuse, fire or natural causes such as storms or floods, after the product is in your possession. Mitel will not accept liability for any damages and/or long distance charges, which result from unauthorized and/or unlawful use.

To the extent permitted by law, Mitel shall not be liable for any incidental damages, including, but not limited to, loss, damage or expense directly or indirectly arising from your use of or inability to use this product, either separately or in combination with other equipment. This paragraph, however, is not intended to have the effect of excluding, restricting or modifying the application of all or any of the provisions of Part 5-4 of Schedule 2 to the Competition and Consumer Act 2010 (**the ACL**), the exercise of a right conferred by such a provision or any liability of Mitel in relation to a failure to comply with a guarantee that applies under Division 1 of Part 3-2 of the ACL to a supply of goods or services.

This express warranty sets forth the entire liability and obligations of Mitel with respect to breach of this express warranty and is in lieu of all other express or implied warranties other than those conferred by a law whose application cannot be excluded, restricted or modified. Our goods come with guarantees that cannot be excluded under the Australian Consumer Law. You are entitled to a replacement or refund for a major failure and for compensation for any other reasonably foreseeable loss or damage. You are also entitled to have the goods repaired or replaced if the goods fail to be of acceptable quality and the failure does not amount to a major failure.

WARRANTY REPAIR SERVICES

Procedure: Should the product fail during the Warranty Period and you wish to make a claim under this express warranty, please contact the Mitel authorized reseller who sold you this product (details as per the invoice) and present proof of purchase. You will be responsible for shipping charges, if any.

Manufacturer: Mitel Networks Corporation
745 Springvale Road
Mulgrave VIC 3170
ABN 16 140 787 195
Phone: +61 3 8562 2700

Limitation of Liability for Products not of a kind ordinarily acquired for personal, domestic or household use or consumption (e.g. goods/services ordinarily supplied for business-use)

- 1.1** To the extent permitted by law and subject to clause 1.2 below, the liability of Mitel to you for any non-compliance with a statutory guarantee or loss or damage arising out of or in connection with the supply of goods or services (whether for tort (including negligence), statute, custom, law or on any other basis) is limited to:
- a.** in the case of services:
 - i.** the resupply of the services; or
 - ii.** the payment of the cost of resupply; and
 - b.** in the case of goods:
 - i.** the replacement of the goods or the supply of equivalent goods; or
 - ii.** the repair of the goods; or
 - iii.** the payment of the cost of replacing the goods or of acquiring equivalent goods; or
 - iv.** the payment of the cost of having the goods repaired.
- 1.2** Clause 1.1 is not intended to have the effect of excluding, restricting or modifying:
- a.** the application of all or any of the provisions of Part 5-4 of Schedule 2 to the Competition and Consumer Act 2010 (**the ACL**); or
 - b.** the exercise of a right conferred by such a provision; or
 - c.** any liability of Mitel in relation to a failure to comply with a guarantee that applies under Division 1 of Part 3-2 of the ACL to a supply of goods or services.

AFTER WARRANTY SERVICE

Mitel offers ongoing repair and support for this product. If you are not otherwise entitled to a remedy for a failure to comply with a guarantee that cannot be excluded under the Australian Consumer Law, this service provides repair or replacement of your Mitel product, at Mitel's option, for a fixed charge. You are responsible for all shipping charges. For further information and shipping instructions contact:

Mitel Networks Corporation
745 Springvale Road
Mulgrave VIC 3170
ABN 16 140 787 195
Phone: +61 3 8562 2700



Note: Repairs to this product may be made only by the manufacturer and its authorized agents, or by others who are legally authorized. Unauthorized repair will void this express warranty.



mitel.com

© Copyright 2014, Mitel Networks Corporation. All Rights Reserved. The Mitel word and logo are trademarks of Mitel Networks Corporation. Any reference to third party trademarks are for reference only and Mitel makes no representation of ownership of these marks.