

CN4 CN4e

Accessory Guide





Docks and Modules

Accessory Name	Part Number	Description
 <p>Single Dock</p>	871-025-001	USB Host and Client Support with bay for charging an auxiliary battery pack. (7.5"L x 4.0"W x 2.3"T) Requires Power Supply (851-082-003 or 851-082-103) and country-specific AC power cord. Optional: Single Dock Ethernet or Modem Modules.
 <p>Single Dock Ethernet Module</p>	871-025-101	CN4 Ethernet Module interfaces with USB Host connector on Single Dock, (871-025-001). (1.5"L x 2.5"W x 1"T)
 <p>Single Dock Modem Module</p>	871-025-102	CN4 v.92 Modem Module interfaces with USB Host connector on Single Dock (871-025-001). (1.5"L x 2.5"W x 1"T) LEDs to indicate DTR, DCD, TX and RX status.
 <p>Multi-Dock</p>	871-026-001	4-slot Ethernet dock provides extra port allowing for ability to link up to three (3) multidocks. (17.2"L x 3.75"W x 2.3" T) Requires Power Supply (851-075-003 or 851-064-106) and country-specific AC power cord.
 <p>Multi-Dock, Charge Only</p>	871-026-002	Allows for charging up to 4 devices. Requires power supply (851-075-003 or 851-064-106) and country specific power cord. (17.2"L x 3.75"W x 2.3" T)
<p>Multi-dock Wall Mount Kit</p>	203-641-002	Allows for mounting of one CN4 Ethernet or Charge Only Multi-Dock to vertical wall surface.

CN4 CN4e

Accessory Guide

Docks and Modules

Accessory Name	Part Number	Description
 <p>Vehicle Dock</p>	871-027-001 (CN4) 871-027-101 (CN4e)	<p>Provides 3.5 mm headphone (output) jack to allow for integration into the vehicle audio system. Cabled RS232 or USB Host support is also available. Requires use of Intermec RS232 Serial cable (225-737-001) or Intermec USB cable (VE011-2016).</p> <p>Handsfree speakerphone capabilities will be supported via standard, off-the-shelf Bluetooth headset and handsfree speakerphone systems.</p> <p>The CN4 vehicle dock uses the same mounting system (805-611-001) and vehicle power kits (see below) as the CN3 and 700 Series vehicle dock. (5.65" L x 5.31" W x 2.84" T)</p>
Vehicle Dock Install Kit	203-802-001	Preferred Solution. For connection of Vehicle Dock (871-027-001 or 871-027-101) directly to vehicle battery. Includes power cables and cable mounting hardware. Order instructions (962-000-021) separately.
Vehicle Dock Fuse Block Power Kit	203-803-001	Provides connection to vehicle fuse block. Requires Power Cable (226-109-003). Order instructions (962-040-004) separately.
Vehicle Dock Serial Cable	225-737-001	Adapts CN4 Vehicle Dock (871-027-001 or 871-027-101) Comm Connector to RS232 Serial (DB9M) for connectivity to serial peripherals.
Cable, Power, Dock to Fuse Block	226-109-003	Used with Vehicle Dock Fuse Block Power Kit (203-803-001).
 <p>Vehicle Dock Mounting Kit</p>	805-611-001	Allows mounting of Vehicle Dock (871-027-001 or 871-027-101) in route vehicle applications. Consists of one 4 ³ / ₄ " adjustable pivot arm with two 1 ¹ / ₂ " stainless steel balls, and assembly hardware. Due to wide range of possible applications, this kit does not include hardware for securing mount to vehicle. (Same as used with CN3 and 700 Series.)
 <p>Auto Adapter, V-Docks, 3S Circular</p>	852-057-005	Auto Cigarette Lighter Adapter used to power the CN4 Vehicle Dock (871-027 001). Connects to 3-pin circular power supply found on back of the v-dock.
 <p>USB Cable</p>	VE011-2016	Adapts CN4 Vehicle Dock (871-027-001 or 871-027-101) Comm Connector or USB Snap-on adapter (850-559-001) to USB-A Female for connectivity to USB peripherals. Optional: Use 203-810-001 Cable Retainer Kit to secure USB connectors.
USB Cable, Developers	VE011-2018	For use with USB Snap-on adapter (850-559-001) to support USB active sync/client requirements.

CN4 CN4e

Accessory Guide

Holsters & Handles

Accessory Name	Part Number	Description
Standard Belt Holster	815-060-001 (CN4) 815-065-001 (CN4e)	Lightweight holster designed for use with handheld applications where scan handle is not required. Includes integrated belt clip that allows for easy attachment to belt.

Snap-on Adapters

Accessory Name	Part Number	Description
Mag Strip Reader	850-557-001	Attaches to heel of CN4 devices and provides magnetic stripe reader. Optional: Power Supply (851-089-003) and country-specific AC power cord.



RS232/DEX Snap-on Adapter	850-558-002	Snap-on adapter for enabling RS232 or DEX cabled support from bottom of CN4. Must order cables separately. Adapter provides DB9M connector. Must order DEX cable (236-194-001) separately. Supports use of auto power charger(852-066-001) or AC power supply (851-089-003).
---------------------------	-------------	------------------------------------------------------------------------------------------------------------------------------------------------------------------------------------------------------------------------------------------------------------------------------



USB Pass-through Snap-on Adapter	850-559-001	Snap-on adapter for enabling USB host or client communications from bottom of CN4. Must order cables separately. Adapter provides DB15M connector. Requires use of USB adapter cable (VE011-2016 or VE011-2018). Supports use of auto power charger (852-066-001) or AC power supply (851-089-003).
----------------------------------	-------------	-----------------------------------------------------------------------------------------------------------------------------------------------------------------------------------------------------------------------------------------------------------------------------------------------------

Ethernet Snap-on Adapter	850-560-001	Supports RJ45 connection. Must purchase cable separately. Supports use of auto power charger (852-066-001) or AC power supply (851-089-003).
--------------------------	-------------	----------------------------------------------------------------------------------------------------------------------------------------------

Power/Audio Snap-on Adapter	850-561-002	Snap-on power adapter recommended for in-field charging solutions not requiring vehicle dock. Also provides 2.5mm standard audio jack for use of headset with right angle connector. Supports use of auto power charger (852-066-001) or AC power supply (851-089-003 or 851-089-103).
-----------------------------	-------------	----------------------------------------------------------------------------------------------------------------------------------------------------------------------------------------------------------------------------------------------------------------------------------------

CN4 CN4e

Accessory Guide

Batteries and Chargers

Accessory Name	Part Number	Description
STD Capacity Battery Pack	318-016-001	One (1) standard 8.1 watt hours battery pack for the CN4 mobile computer. For use with CN4 only.



EXT Capacity Battery Pack	318-016-002	One (1) extended 14.8 watt hours battery pack for CN4 or CN4e.
---------------------------	-------------	----------------------------------------------------------------

Quad Battery Charger	852-065-001	Charges four CN4 battery packs. Requires Power Supply (851-082-003 or 851-082-103) and country-specific AC power cord.
----------------------	-------------	------------------------------------------------------------------------------------------------------------------------



Cables

Accessory Name	Part Number	Description
RS232 Cable, DB9 F to DB25 M, 6 feet	226-084-002	Connects Vehicle Dock RS232 Adapter (225-737-001) to External Modem, 6820 Printer, or other serial device.

USB-A to USB-B Cable, 2 meter	321-576-004	Use with CN4 Single Dock (871-025-001) or Vehicle Dock USB Adapter Cable for ActiveSync (VE011-2016) connection to PC USB port. Also connects to peripherals equipped with USB-B Female jack.
-------------------------------	-------------	-----------------------------------------------------------------------------------------------------------------------------------------------------------------------------------------------

USB-A to USB-Mini B Plug Cable, 2 meter	321-611-102	Use with CN4 Single Docks (871-025-001) or Vehicle Dock USB Adapter Cable (VE011-2016) for connection to PB42 printer or other peripherals equipped with USB-Mini B Female jack.
-----------------------------------------	-------------	----------------------------------------------------------------------------------------------------------------------------------------------------------------------------------

DB9 to DEX, Cable	236-194-001	For use with Snap-on RS232/DEX Adapter (850-558-002). Includes thumb screws for secure attachment.
-------------------	-------------	----------------------------------------------------------------------------------------------------






Cable, Vehicle Power	236-065-001	Split (Y) Power Cable from Truck battery Cable (206-875-xxx) to PB42 (or PB42 Vehicle Cradle), CK60, CN3 or CN4 Series Vehicle Dock
----------------------	-------------	-------------------------------------------------------------------------------------------------------------------------------------

CN4 CN4e

Accessory Guide

Power Supplies and Adapters

Accessory Name	Part Number	Description
Universal Power Supply, 12VDC, 3Skt Output	851-075-003 851-064-106 (North America, New Zealand, Australia only)	Use with CN4 Multi-docks (871-026-001 & 871-026-002). Order country-specific AC power cord separately.
Universal Power Supply, 12VDC 50W FW5012	851-082-003 851-082-103 (North America only)	Use with CN4 Single Dock (871-025-001) or CN4 Quad Battery Charger (852-065-001). Order country-specific AC power cord separately.
Universal Power Supply, 5V FW1805 2.35x0.7	851-089-003 851-089-103 (North America only)	AC power supply with barrel jack. Allows for charging CN4 devices without a dock, however requires use of CN4 Power Adapter (851-090-001) or Power Snap-on Adapter (850-561-002). Order country-specific AC power cord separately.
		
AC/DC Power Adapter	851-090-001	Attaches to the bottom of the CN4 device's docking connector to support barrel jack connections. Supports casual inpremise use of universal AC Power supply (851-089-003/103) or the Auto Cigarette Lighter Power Adapter (852-066-001).
		
Auto Power Adapter, RoHS	852-066-001	Auto Cigarette Lighter Adapter with barrel jack that allows for charging CN4 handheld. Requires use of AC/DC Power Adapter (851-090-001) or Power Snap-on Adapter (850-561-002).
		

Replacement Parts

Accessory Name	Part Number	Description
Cable Retainer Replacement Kit	203-810-001	Contains five (5) sets of Cable Retainers used to secure USB connections.
Screen Cleaner Kit, Pre-Moist Wipes	346-065-101	Includes 24 pre-moistened, non-abrasive, non-streaking 4x7" wipes.
Screen Protector, 10 Each	346-069-107	Contains ten (10) self-adhesive screen protectors.
Screen Protector, CN3, CN4 or CK3, 25 Ea	346-069-207	Contains twenty-five (25) self-adhesive screen protectors
Kit, Stylus,tethered CN3 and CN4 Series (5 pack)	203-812-001	Contains five (5) replacement styli with tether
Kit, Handstrap, CN4 (5 pack)	203-814-001	Contains five (5) sets of replacement handstraps.
Handstrap, Kit, CN3e and CN4e (5 Pack)	203-853-001	Contains five (5) sets of replacement handstraps.



Copyright © 2009 Intermec Technologies Corporation. All rights reserved. Intermec is a registered trademark of Intermec Technologies Corporation. All other trademarks are the property of their respective owners. Printed in the U.S.A. 611941-01A 04/09