



Color Management Monitors

ColorEdge®

**True to
Creativity**



ColorEdge - The Ideal Monitors for Expressing Your Creativity



Vivid color at all stages of your digital workflow.

Design and Publishing



Smooth tonal display and accurate color reproduction enhance the quality of your work.

Digital Photography



Stable image display and dedicated features complement your creativity.

Video Editing and Post Production

Color Management Begins with the Monitor

With ColorEdge, you can implement color management in every process of the workflow. The intricate task of color matching will not take up all your time and effort and color will be faithfully reproduced in your finished work.

Digital Photography



Check Data




Retouch



Design



Design



Publishing



Make Plates



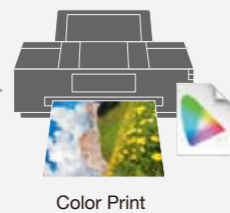
Digital Photography



Retouch



Inkjet Print



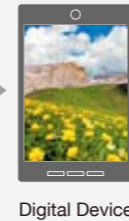
Digital Device Emulation



Emulate



Device Display




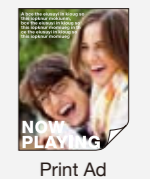
Video Editing and Post Production



3D CG, Animation, Cinema



Edit



A monitor for all creators from entry level to professional

ColorEdge[®]
CG Series



CG276 27"



CG246 24.1"

ColorEdge[®]
CX Series



CX270 27"



CX240 24.1"

ColorEdge[®]
CS Series



CS230 23"

Professional Level

For professionals in photography, retouching, prepress, and post production who want the best in color accuracy.

- Built-in calibration sensor
- ColorNavigator calibration software and monitor hood included
- Wide color gamut

Standard Level

For professionals and prosumers in design, photography, and other creative fields.

- Built-in correction sensor
- ColorNavigator calibration software and monitor hood optional
- Wide color gamut

Entry Level

For hobbyists that want to create, edit, and enjoy digital photography, digital art, and more.

- Built-in correction sensor
- ColorNavigator calibration software and monitor hood optional
- sRGB color gamut

Stable Image Display Free from Environmental Influence

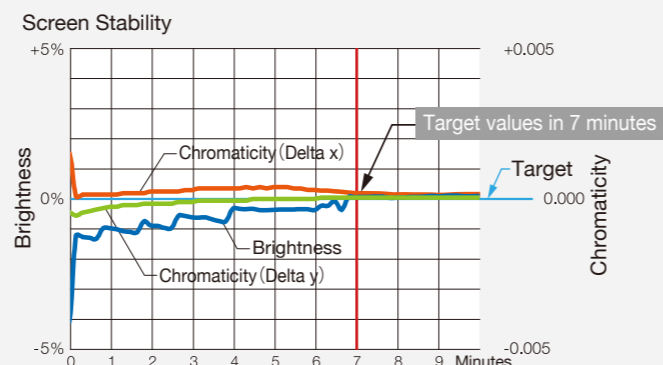


EIZO-Developed ASIC at the Core

All ColorEdge models come with an ASIC (application specific integrated circuit) developed by EIZO to meet the needs of the graphics market. The ASIC has its own algorithms used in high-precision color processing to produce smooth color tones.

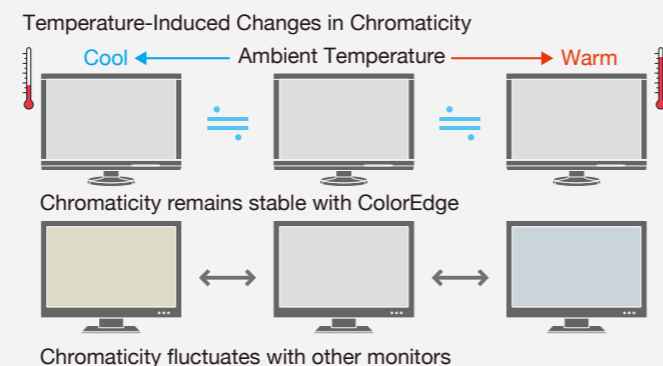
Color That's Ready When You Are

From the time it is turned on it typically takes 30 minutes or longer for a monitor's brightness, chromaticity, and tone characteristics to stabilize. EIZO has shortened this warm-up time by more than 75% to a mere 7 minutes. For confirming your work in a photo studio or taking your monitor with you on location, you can get to work right away.



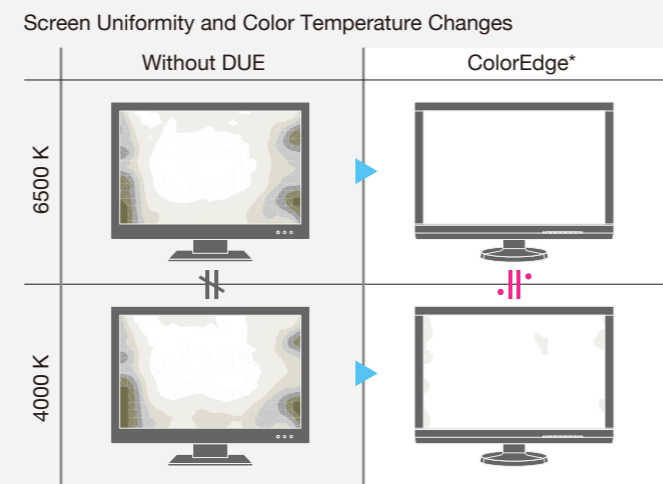
Stable Brightness

An EIZO-patented sensor detects changes in the backlight that cause the monitor's brightness to decline over time and compensate for them. This not only stabilizes the brightness, but also minimizes changes in the color temperature that occur when brightness changes. Another sensor is included that detects changes in the ambient temperature and prevents fluctuations to the chromaticity and gamma.



Brightness and Color Uniformity with DUE

Fluctuations in brightness and chromaticity on different parts of the screen are a common trait of LCD monitors. EIZO's patented digital uniformity equalizer (DUE) technology compensates for these fluctuations to produce a more uniform image across the screen. And now DUE also counterbalances the influences that a fluctuating ambient temperature may have on color temperature and brightness to ensure stable image display.



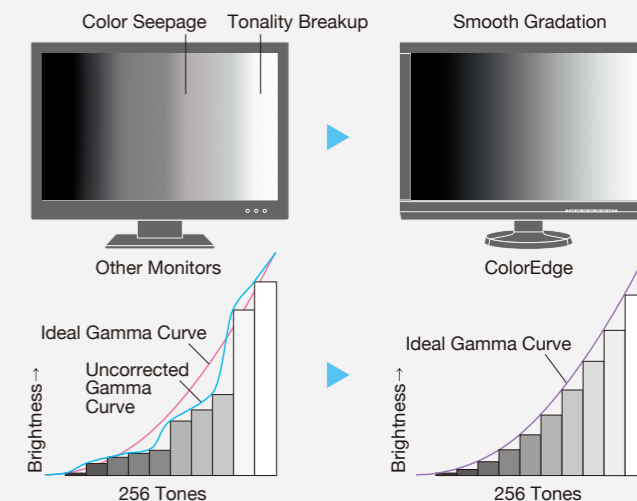

*The CS230 uses simpler DUE circuitry than is illustrated here.

Predictable Color You Can Depend on



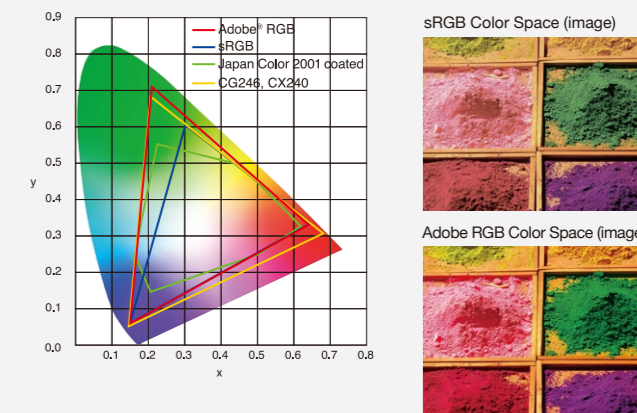
Individually Adjusted at the Factory

The gamma level for each ColorEdge monitor is adjusted at the factory. This is accomplished by measuring the R, G, and B gamma values from 0 – 255, then using the monitor's 16-bit look-up table (LUT) to select the 256 most appropriate tones to achieve the desired value.



Wide Color Gamut

A wide color gamut reproduces almost the entire Adobe RGB color space* so images shot in RAW can be converted to Adobe RGB or images shot in Adobe RGB will be displayed correctly. The colors seen in photos of vibrant blue skies and lush green forests will be reproduced faithfully in a way that cannot be on monitors with an sRGB color space. The wide color gamut also ensures that the monitors reproduce almost the entire ISO-coated and US web-coated CMYK color
*Not applicable to the CS230.



Wide Viewing Angles with IPS Panels

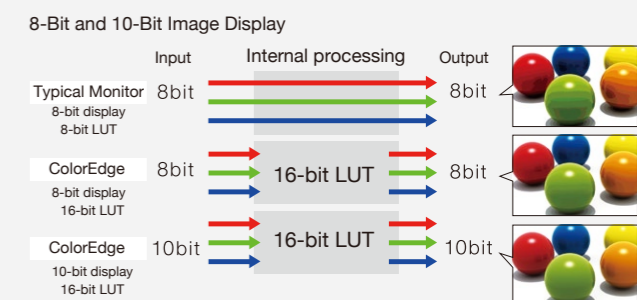
The 178° viewing angles afforded by the IPS panel technology allows two or more people to view the screen at once with little change in color or contrast.



10-Bit Simultaneous Display

Using the DisplayPort input, the monitors offer 10-bit simultaneous color display* from a 16-bit look-up table which means they can show more than one billion colors simultaneously. This is 64 times more colors than you get with 8-bit display which results in even smoother color gradations and reduced Delta-E between two adjacent colors.

*A graphics board and software which support 10-bit output are also necessary for 10-bit display. 10-bit display is only available through the DisplayPort input.



Simple and Precise Calibration with ColorNavigator Software

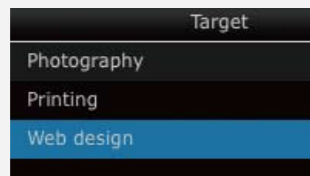
EIZO's ColorNavigator software makes calibration both simple and quick. Just input target values for brightness, white point, and gamma. ColorNavigator directly utilizes the monitor's look-up table and creates an ICC profile within minutes. ColorNavigator is bundled with the CG series and optional for the CX and CS series.



ColorNavigator Basic Functions

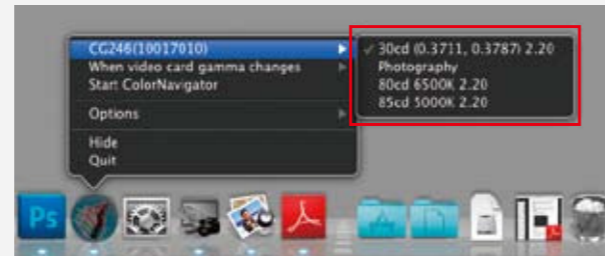
Calibrate to Preset or User-Assigned Values

Preset values for web contents, photography, and printing are available. Just select one, click "Adjust", and ColorNavigator will begin calibrating. This takes the guesswork out of assigning values for users with limited color management knowledge. Experienced users can assign the desired values for brightness, white point, and gamma and then calibrate.



Switch Your Profiles as Needed

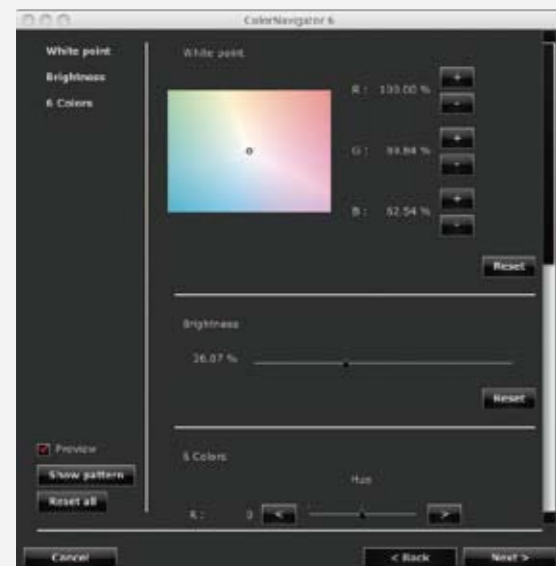
Change the target profile even when ColorNavigator is not activated. A list of profiles are always instantly accessible. Choose one and it will be applied to your monitor's settings.



Post-Calibration Color Adjustment

If you need to further fine-tune your color after calibrating, ColorNavigator lets you adjust hue and saturation for all six primary and secondary colors (R,G,B,C,M,Y) as well as white point, brightness, black level and gamma.

Manual adjustment screen



Recalibration Reminder

A monitor needs to be recalibrated at regular intervals to maintain color accuracy. ColorNavigator includes a recalibration reminder that will appear after a certain number of user-determined hours. You can also be reminded without starting up ColorNavigator by an LED on the monitor's front panel that lights up.



Color Matching with Other Monitors

ColorNavigator factors for the different characteristics between ColorEdge monitors and calibration devices to provide accurate results.



Matching between different ColorEdge monitors

ColorNavigator Advanced Functions

See How Other Devices Display Color with Media Emulation

ColorNavigator* emulates the color characteristics of other media devices such as tablets, smart phones, notebook PCs, and other LCD/CRT monitors. With a spectrophotometer, ColorNavigator reads the emulated device's color patches as they appear in a web browser and creates an ICC profile. By using this profile with a ColorEdge monitor, content creators see how their customers view color on their respective devices.



*Media emulation is available with ColorEdge CG monitors only.

Calibrate to the White of Your Paper or Brightness of Your Light Box

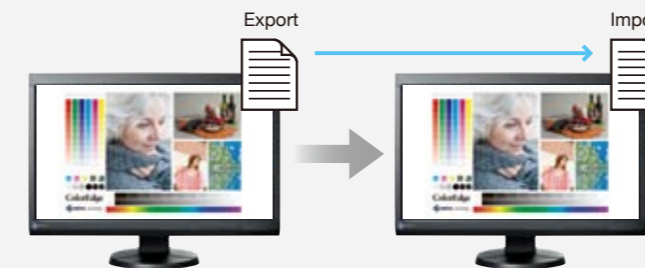
By measuring the white of the paper to be used for printing with an external sensor, ColorNavigator automatically sets the target values for brightness and white point accordingly. You can also measure your light box's* brightness and set it as the target value for calibration to ensure uniform brightness between your monitor and light box when color proofing.



*Currently supports JUST Color Communicator 1 and 2 only.

Import / Export Adjustment Targets

Import and export your post-adjustment target profiles and share the same target values in multiple usage environments.



Calibrate Your Monitor to Another Profile

If you want to conduct color management between monitors in a workflow ColorNavigator lets you load the profile of another ColorEdge monitor and use it to calibrate your own.

Profile Validation

To verify calibration results or check to see how much the monitor's colors have varied since it was last calibrated, ColorNavigator measures the monitor's color patches to determine the difference between the Delta-E value of the monitor's profile and the actual displayed values of the monitor. CG series validates RGB and CMYK values. CX and CS series validate RGB values only.


No.	Color patch	Target	Measured	Delta E	Delta E	Delta E	Delta E
1	38.12, 51.06, 82.02	38.12, 51.06, 82.02	38.12, 51.06, 82.02	0.00	0.00	0.00	0.00
2	49.87, 44.44, 49.87	49.87, 44.44, 49.87	49.87, 44.44, 49.87	0.00	0.00	0.00	0.00
3	49.87, 44.44, 49.87	49.87, 44.44, 49.87	49.87, 44.44, 49.87	0.00	0.00	0.00	0.00
4	49.87, 44.44, 49.87	49.87, 44.44, 49.87	49.87, 44.44, 49.87	0.00	0.00	0.00	0.00
5	49.87, 44.44, 49.87	49.87, 44.44, 49.87	49.87, 44.44, 49.87	0.00	0.00	0.00	0.00
6	49.87, 44.44, 49.87	49.87, 44.44, 49.87	49.87, 44.44, 49.87	0.00	0.00	0.00	0.00
7	49.87, 44.44, 49.87	49.87, 44.44, 49.87	49.87, 44.44, 49.87	0.00	0.00	0.00	0.00
8	49.87, 44.44, 49.87	49.87, 44.44, 49.87	49.87, 44.44, 49.87	0.00	0.00	0.00	0.00
9	49.87, 44.44, 49.87	49.87, 44.44, 49.87	49.87, 44.44, 49.87	0.00	0.00	0.00	0.00
10	49.87, 44.44, 49.87	49.87, 44.44, 49.87	49.87, 44.44, 49.87	0.00	0.00	0.00	0.00
11	49.87, 44.44, 49.87	49.87, 44.44, 49.87	49.87, 44.44, 49.87	0.00	0.00	0.00	0.00
12	49.87, 44.44, 49.87	49.87, 44.44, 49.87	49.87, 44.44, 49.87	0.00	0.00	0.00	0.00
13	49.87, 44.44, 49.87	49.87, 44.44, 49.87	49.87, 44.44, 49.87	0.00	0.00	0.00	0.00
14	49.87, 44.44, 49.87	49.87, 44.44, 49.87	49.87, 44.44, 49.87	0.00	0.00	0.00	0.00
15	49.87, 44.44, 49.87	49.87, 44.44, 49.87	49.87, 44.44, 49.87	0.00	0.00	0.00	0.00
16	49.87, 44.44, 49.87	49.87, 44.44, 49.87	49.87, 44.44, 49.87	0.00	0.00	0.00	0.00
17	49.87, 44.44, 49.87	49.87, 44.44, 49.87	49.87, 44.44, 49.87	0.00	0.00	0.00	0.00
18	49.87, 44.44, 49.87	49.87, 44.44, 49.87	49.87, 44.44, 49.87	0.00	0.00	0.00	0.00
19	49.87, 44.44, 49.87	49.87, 44.44, 49.87	49.87, 44.44, 49.87	0.00	0.00	0.00	0.00
20	49.87, 44.44, 49.87	49.87, 44.44, 49.87	49.87, 44.44, 49.87	0.00	0.00	0.00	0.00

Built-In Sensors to Automate Your Workflow



Built-In Calibration Sensor

Automate your calibration with the sensor that is housed within the monitor's front bezel and swings up onto the screen only when calibrating. This sensor eliminates the need for a third-party calibration device and even operates in portrait mode. Available with the CG series only.



SelfCalibration sensor built into the CG276 and CG246

Scheduled Self Calibration

Using either the OSD menu or the bundled ColorNavigator software, you can schedule the monitor to self-calibrate at specific times. Even if the monitor is switched off or not connected to a computer, it will stick to its preset schedule and self-calibrate.

Correlation with External Sensors


CG series monitors can be correlated to the measurement results of an external calibration sensor. After correlating, the built-in sensor will automatically recalibrate to the settings. This is convenient if the monitor is used in a work environment with other monitors and one measurement device must be used as a standard for all calibration.



Correlation to ColorMunki results

Built-In Correction Sensor

With the CX and CS series, a third-party sensor is required for calibrating the monitor, but the monitor's built-in correction sensor maintains the calibration settings. The correction sensor is housed within the monitor's upper bezel and appears only after a specific amount of time determined by the user has elapsed. Even if the monitor is switched off or not connected to a computer, it will stick to its preset schedule and self correct.



Automatic self correction



Records white point and brightness of external sensor when calibrating



Comfort and Convenience



Multiple Inputs

DisplayPort, HDMI, and DVI inputs are included for connecting to various types of graphics boards. The HDMI input also offers direct connection with digital cameras. Two USB upstream ports allow two computers to be connected at once so it's not necessary to reconnect the USB cable when using the ColorNavigator software and switching between the two computers.

Input Terminals of CG246, CX240, and CS230



Ample Screen Sizes for Creative Work

The CG246 and CX240 display two A4 pages plus tool palettes on their 24.1-inch screens. The CG276 and CX270 give you even more room to work with their spacious 27-inch screens and 2560 x 1440 resolution.



Adjustable Stand

Adjust the screen to the most comfortable angle and reposition it to show your work to a colleague or client. The monitor comes with a versatile stand that offers height, tilt, and swivel adjustments as well as portrait mode display.



Shading Hood for Portrait and Landscape Modes

Most shading hoods can only be used in landscape mode, but the CG series comes with a unique hood that is designed for portrait mode as well. Now you can keep the glare off your screen no matter which mode you work in. Shading hoods are optional with the CX and CS series.



Color Blindness Simulation

Available on www.eizo.com, UniColor Pro software simulates color blindness so designers can see how their color schemes will appear to those with color vision deficiency.



Advanced Performance for Video, Too

Excellent Tone Display in the Dark

When viewing the screen from an angle in a dimly lit room, dark tones typically appear washed out due to the display characteristics of LCD backlights. The CG246 and CX240 maintain a high contrast ratio even from an angle which allows the dark tones to retain their depth.

Prioritize Contrast Ratio

For dark environments such as a video editing studio, you can prioritize a high contrast ratio brightness over screen brightness uniformity by pressing a button on the front of the monitor.

1080/24p Playback

Film is usually shot at 24 frames/second and looks unnatural when played back on a typical monitor that displays 60 frames/second. The CG series supports a video signal display rate of 24 frames/second so you can edit the film as it was meant to be viewed.

Range Extension

All ColorEdge models give studio professionals the advantage of using the monitor's entire 10-bit grayscale range to see more detail when doing fine editing work in very dark and very light tones. Setting the screen to show the entire 10-bit grayscale range reveals either 6% or 14% more gray tones from 0 (true black) to 1023 (true white) compared to common broadcast signal display range capabilities.

LED Buttons and On-Screen Button Guide

For dimly lit work environments like post production studios, the CG series comes with backlit control buttons and an on-screen button guide to indicate what each button is for.

3D LUT for Accurate Color Display


A 3D LUT is included with the CG series which adjusts colors individually on an RGB cubic table. With the bundled ColorNavigator software's emulation function, the 3D LUT applies a film look to the image so creators can check how it will be seen by their audience. The 3D LUT also improves the monitor's additive color mixture (combination of RGB), which is a key factor in its ability to display neutral gray tones.

Preset Color Modes

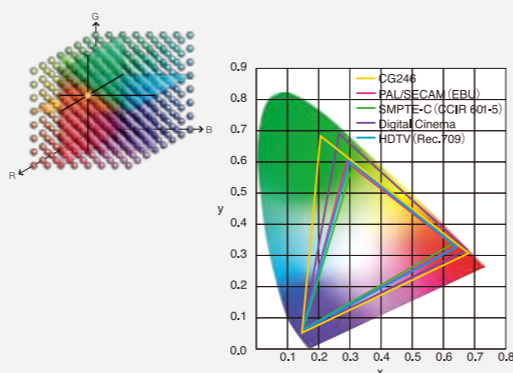
A button on CG series monitors provides quick access to several broadcast-standard color modes: Rec. 709, EBU, SMPTE-C, and DCI. In addition, sRGB and Adobe RGB modes are also available with the CX series.

Safe Area Marker

A safe area marker included with the CG series designates the area of the screen that will be displayed when the monitor is connected to a particular device. This allows you to check that subtitles and other text will be visible. This color of the marker is changeable to ensure it remains easily visible with any imagery.



CG246 Conventional Monitor




CX and CS Series – Gentle on the Eyes

Ambient Brightness Sensor

A sensor measures the ambient brightness and adjusts the screen's brightness so it is never too bright or too dark.

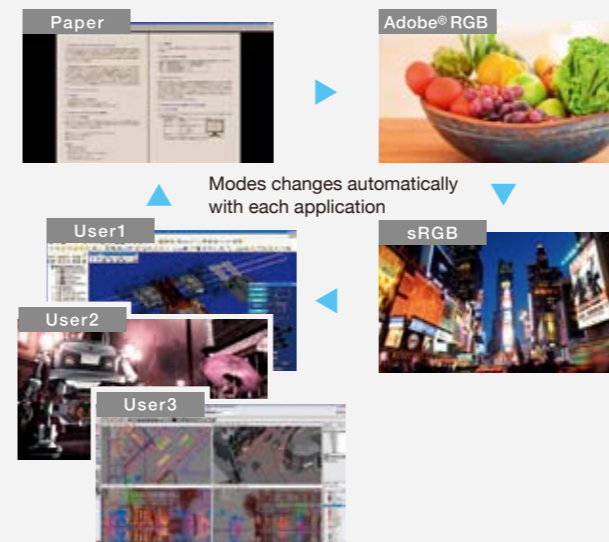
The Look of Paper

A preset called Paper mode simulates the look of printed paper and helps prevent eyestrain when reading documents.



Preset Modes for Optimum Viewing

In addition to Paper, several preset modes are included with ideal settings for your creative and other computing tasks. You can switch between modes manually by pushing a button or automatically with the Auto FineContrast function*.



*Auto FineContrast is included with the ScreenManager Pro for LCD software and available for free on www.eizo.com. Compatible with Windows OS only. Adobe RGB mode not available with CS230.

A Commitment to Quality and the Environment

5-Year Warranty

ColorEdge monitors are backed by a manufacturer's 5-year warranty that covers all components including the LCD panel. EIZO can do this because it manufactures its products at its own factories. This allows EIZO to keep close control over production quality and ensure that its monitors are built to last for 5 years.



Pixel Defect Warranty up to 12 Months

For the CG series, the RGB full pixel failure is zero for up to 12 months after date of purchase based on ISO 9241-307 (pixel failure class I).

Mercury-Free LED Backlight

The CG246, CX240, and CS230 come with an LED backlight that contains no mercury for minimal environmental impact when eventually disposed of.

Zero Watts When Turned Off

When a ColorEdge monitor is turned off via the power button on its front bezel it consumes no electricity.

Specifications

ColorEdge CG276

27"



ColorEdge CG246

24"



ColorEdge CX270

27"



ColorEdge CX240

24"



ColorEdge CS230

23"



Model Variation	-	
Panel	Type	IPS
	Size	27" / 68 cm (684 mm diagonal)
	Native Resolution	2560 x 1440 (16:9 aspect ratio)
	Display Size (H x V)	596.7 x 335.6 mm
	Pixel Pitch	0.2331 x 0.2331 mm
	Grayscale Tones	DisplayPort: 1024 tones from a palette of 65,281 tones DVI, HDMI: 256 tones from a palette of 65,281 tones
	Display Colors	DisplayPort: 1.07 billion from a palette of 278 trillion DVI, HDMI: 16.77 million from a palette of 278 trillion
	Viewing Angles (H / V, typical)	178°, 178°
	Brightness (typical)	320 cd/m ²
	Recommended Brightness for Calibration	120 cd/m ² or less
Contrast Ratio (typical)	1000:1	
Response Time (typical)	6 ms (Gray-to-gray)	
Wide Gamut Coverage (typical)	Adobe RGB: 97%	
Video Signals	Input Terminals	DVI-D 24 pin (with HDCP), DisplayPort (with HDCP), HDMI (with HDCP)
	Digital Scanning Frequency (H / V)	DisplayPort, DVI: 26 - 89 kHz, 23.75 - 63 Hz (VGA Text: 69 - 71 Hz) HDMI: 15 - 68 kHz, 23.75 - 61 Hz
	Analog Scanning Frequency (H / V)	26 - 78 kHz, 47.5 - 61 Hz
USB	Function	2 ports for monitor control 2 port of USB hubs
	Standard	USB 2.0
Power	Power Requirements	AC 100 - 120 V / 200 - 240 V, 50 / 60 Hz
	Maximum Power Consumption	154 W
	Typical Power Consumption	72 W
	Power Save Mode	Less than 0.7 W
	Standby Mode	Less than 0.5 W
Self-Calibration	Power Save (DisplayPort: Rev. 1.1a, DVI: DVI DMPM)	Power Save (VESA DPM, DisplayPort Version 1.1a, and DVI DMPM)
Self-Correction	Yes	Yes
Features & Functions	Brightness Stabilization	Yes
	Digital Uniformity Equalizer	Yes
	Preset Modes	Color Mode (Custom, Adobe RGB, sRGB, Rec709, EBU, SMPTE-C, DCI, Calibration)
	Auto EcoView	-
Physical Specifications	Dimensions (Landscape, W x H x D)	646 x 425 - 576.5 x 281.5 mm
	Dimensions (Portrait, W x H x D)	402 x 671 - 704 x 281.5 mm
	Dimensions (Without Stand, W x H x D)	646 x 402 x 92 mm
	Dimensions (Landscape with Hood, W x H x D)	653 x 432.5 - 584 x 379.5 mm
	Dimensions (Portrait with Hood, W x H x D)	410.5 x 679 - 712 x 379.5 mm
	Net Weight	13.6 kg
	Net Weight (Without Stand)	9.7 kg
	Net Weight (With Hood)	14.7 kg
	Height Adjustment Range	151.5 mm
	Tilt	25° Up, 0° Down
	Swivel	344°
	Pivot	90°
Environmental Requirements	Hole Spacing (VESA Standard)	100 x 100 mm
	Temperature	0 - 35 °C
	Humidity (R.H., non condensing)	20 - 80 %
Certifications & Standards (Please contact the EIZO subsidiary or distributor in your country for the latest information.)	CUDO certified mark, TÜV/Ergonomics (including ISO 9241-307 [Pixel fault class II]), TÜV/GS, cTÜVus, CE, c-Tick, CB, VCCI-B, FCC-B, Canadian ICES-003-B, RoHS, WEEE, GOST-R	CUDO certified mark, TÜV/S, TÜV/Ergonomics (including ISO 9241-307 [Pixel fault class II]), TÜV/GS, cTÜVus, CE, c-Tick, CB, VCCI-B, FCC-B, Canadian ICES-003-B, RoHS, WEEE, GOST-R
Supplied Accessories	AC power cord, signal cables (DVI-D - DVI-D [dual link supported]), Mini DisplayPort - DisplayPort), USB cable, setup guide, EIZO LCD Utility Disk (ColorNavigator software, PDF user's manual), adjustment certificate, ScreenCleaner, monitor hood, quick reference, warranty card	AC power cord, signal cables (DVI-D - DVI-D, Mini DisplayPort - DisplayPort), USB cable, setup guide, EIZO LCD Utility Disk (ColorNavigator software, PDF user's manual), adjustment certificate, ScreenCleaner, monitor hood, quick reference, warranty card
Warranty	Five Years ^{1,2,3}	Five Years ^{1,2,3}

Model Variation	-	
Panel	Type	IPS
	Size	27" / 68 cm (684 mm diagonal)
	Native Resolution	2560 x 1440 (16:9 aspect ratio)
	Display Size (H x V)	596.7 x 335.6 mm
	Pixel Pitch	0.2331 x 0.2331 mm
	Grayscale Tones	DisplayPort: 1024 tones from a palette of 65,281 tones DVI, HDMI: 256 tones from a palette of 65,281 tones
	Display Colors	DisplayPort: 1.07 billion from a palette of 278 trillion DVI, HDMI: 16.77 million from a palette of 278 trillion
	Viewing Angles (H / V, typical)	178°, 178°
	Brightness (typical)	320 cd/m ²
	Recommended Brightness for Calibration	120 cd/m ² or less
Contrast Ratio (typical)	1000:1	
Response Time (typical)	6 ms (Gray-to-gray)	
Wide Gamut Coverage (typical)	Adobe RGB: 97%	
Video Signals	Input Terminals	DVI-D 24 pin (with HDCP), DisplayPort (with HDCP), HDMI (with HDCP)
	Digital Scanning Frequency (H / V)	DisplayPort, DVI: 26 - 89 kHz, 23.75 - 63 Hz (VGA Text: 69 - 71 Hz) HDMI: 15 - 68 kHz, 23.75 - 61 Hz
	Analog Scanning Frequency (H / V)	26 - 78 kHz, 47.5 - 61 Hz
USB	Function	2 ports for monitor control 2 port of USB hubs
	Standard	USB 2.0
Power	Power Requirements	AC 100 - 120 V / 200 - 240 V, 50 / 60 Hz
	Maximum Power Consumption	154 W
	Typical Power Consumption	72 W
	Power Save Mode	Less than 0.7 W
	Standby Mode	Less than 0.5 W
Self-Calibration	Power Save (DisplayPort: Rev. 1.1a, DVI: DVI DMPM)	Power Save (VESA DPM, DisplayPort Version 1.1a, and DVI DMPM)
Self-Correction	Yes	Yes
Features & Functions	Brightness Stabilization	Yes
	Digital Uniformity Equalizer	Yes
	Preset Modes	Color Mode (User1, User2, User3, Paper, Adobe RGB, sRGB, Calibration)
	Auto EcoView	Yes
Physical Specifications	Dimensions (Landscape, W x H x D)	646 x 425 - 576.5 x 281.5 mm
	Dimensions (Portrait, W x H x D)	402 x 671 - 704 x 281.5 mm
	Dimensions (Without Stand, W x H x D)	646 x 402 x 92 mm
	Dimensions (Landscape with Hood, W x H x D)	653 x 432.5 - 584 x 379.5 mm
	Dimensions (Portrait with Hood, W x H x D)	410.5 x 679 - 712 x 379.5 mm
	Net Weight	13.6 kg
	Net Weight (Without Stand)	9.7 kg
	Net Weight (With Hood)	14.7 kg
	Height Adjustment Range	151.5 mm
	Tilt	25° Up, 0° Down
	Swivel	344°
	Pivot	90°
Environmental Requirements	Hole Spacing (VESA Standard)	100 x 100 mm
	Temperature	0 - 35 °C
	Humidity (R.H., non condensing)	20 - 80 %
Certifications & Standards (Please contact the EIZO subsidiary or distributor in your country for the latest information.)	CUDO certified mark, TCO '03, TÜV/Ergonomics (including ISO 9241-307 [Pixel fault class II]), TÜV/GS, cTÜVus, CE, c-Tick, CB, VCCI-B, FCC-B, Canadian ICES-003-B, RoHS, WEEE, GOST-R	CUDO certified mark, TCO Displays 5.2, TÜV/S, TÜV/Ergonomics (including ISO 9241-307 [Pixel fault class II]), TÜV/GS, cTÜVus, CE, c-Tick, CB, VCCI-B, FCC-B, Canadian ICES-003-B, RoHS, WEEE, GOST-R
Supplied Accessories	AC power cord, signal cables (DVI-D - DVI-D [dual link supported]), Mini DisplayPort - DisplayPort), USB cable, setup guide, EIZO LCD Utility Disk (PDF user's manual), warranty card	AC power cord, signal cables (DVI-D - DVI-D, Mini DisplayPort - DisplayPort), USB cable, setup guide, EIZO LCD Utility Disk (PDF user's manual), warranty card
Warranty	Five Years ¹	Five Years ¹

¹ Usage time is limited to 30,000 hours from the date of purchase.
² Brightness is warranted for up to 10,000 hours from the date of purchase if it is used within the recommended brightness of 120 cd/m² or less and the color temperature between 5000 - 6500 K.
³ The RGB full pixel failure is zero for up to 12 months after date of purchase based on ISO 9248-307 (pixel failure class I).
 With current LCD technology, a panel may contain a limited number of missing or flickering pixels.

Accessories

Shading Hoods

CH7

Supported Models: CG246, CX240
CH7 is bundled with the CG246.

CH6

Supported Model: CS230

CH5

Supported Models:
CG276, CX270
CH5 is bundled with the CG276.



Monitor Cleaning Kit

ScreenCleaner™

Wipe away dust and fingerprints with this screen cleaner kit. Includes pump spray and cloth. Bundled with the CG series.



Calibration Software

ColorNavigator™ License Pack

Software for calibrating CX and CS series. A separate license is required for each monitor.



System Requirements (as of September 2012)
See www.eizo.com for the latest information.

Compatible Operating System	Macintosh	Windows
	OS X 10.4.11 - 10.8	Windows 7 (32-bit, 64-bit) / Vista (32-bit, 64-bit) / XP (32-bit, 64-bit)
Additional Requirements	Apple Macintosh that fulfills the OS system requirements (iMac PowerPC, iBook, iBook G4 are not compatible)	PC that fulfills the OS system requirements
	• Two or more available USB ports • Minimum 16.7 million display colors • Recommended minimum resolution of 1024 x 768	

Compatible Measurement Devices

Manufacturers	Supported Sensors	Notes
	i1 Monitor / i1 Pro / i1Pro 2 / i1Display / i1Display 2 / i1Display 3 / i1Display Pro	Ambient light adjustment is not available with the i1 Monitor and i1 Display.
	ColorMunki PHOTO / ColorMunki DESIGN	
	Monaco OPTIX Series (DTP94, DTP94B)	Ambient light adjustment is not available.
DataColor	Spyder 3, Spyder 4	Ambient light adjustment and gray balance prioritizing function are not available.
EIZO	EX1, EX2	Ambient light adjustment and paper white measurement are not available and therefore calibration using such measured values is not available.
	Built-in calibration sensors	



EIZO NANAO CORPORATION

153 Shimokashiwano, Hakusan, Ishikawa 924-8566 Japan

Phone +81-76-277-6792 Fax: +81-76-277-6793

www.eizo.com

© 2012 Eizo Nanao Corporation
All product names are trademarks or registered trademarks of their respective companies. ColorEdge and EIZO are registered trademarks of Eizo Nanao Corporation. Adobe product screenshots reprinted with permission from Adobe Systems Incorporated.
Specifications are subject to change without notice.

The terms HDMI and HDMI High-Definition Multimedia Interface, and the HDMI Logo are trademarks or registered trademarks of HDMI Licensing, LLC in the United States and other countries.

(120901) Printed in Japan, 9, 2012, 8K